




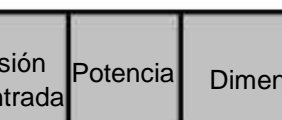
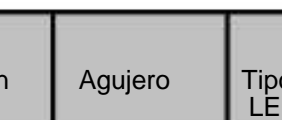
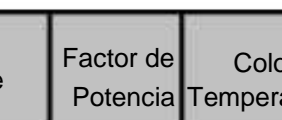




COB LED Down Light





No.	Imagen	Modelo	Tensión de entrada	Potencia	Dimensión	Agujero	Tipo de LED	Factor de potencia	Color Temperatura	Lumen	Precio unitario
1		DEL-TD10W-COB	AC85-265V	10W	ø130*50mm	ø115mm	COB	>0.9	2700-7000K	900-950lm	
2		DEL-TD15W-COB	AC85-265V	15W	ø165*50mm	ø145mm	COB	>0.9	2700-7000K	1350-1400lm	
3		DEL-TD20W-COB	AC85-265V	20W	ø190*50mm	ø170mm	COB	>0.9	2700-7000K	1800-1850lm	
4		DEL-TD30W-COB	AC85-265V	30W	ø220*57mm	ø200mm	COB	>0.9	2700-7000K	2700-2750lm	




SMD LED Down Light

No.	Imagen	Modelo	Tensión de entrada	Potencia	Dimensión	Agujero	Tipo de LED	Factor de Potencia	Color Temperatura	Lumen	Precio unitario
5		DEL-TD10W-S1	AC85-265V	10W	ø140*80mm	ø120mm	Samsung SMD5630	>0.9	2700-7000K	1000-1050lm	
6		DEL-TD16W-S1	AC85-265V	16W	ø181*83mm	ø150mm	Samsung SMD5630	>0.9	2700-7000K	1550-1650lm	
7		DEL-TD18W-S1	AC85-265V	18W	ø190*83mm	ø170mm	Samsung SMD5630	>0.9	2700-7000K	1700-1800lm	
8		DEL-TD23W-S1	AC85-265V	23W	ø190*83mm	ø170mm	Samsung SMD5630	>0.9	2700-7000K	2200-2300lm	
9		DEL-TD25W-S1	AC85-265V	25W	ø230*88mm	ø200mm	Samsung SMD5630	>0.9	2700-7000K	2450-2550lm	



10		DEL-TD30W-S1	AC85-265V	30W	ø230*88mm	ø200mm	Samsung SMD5630	>0.9	2700-7000K	3000-3200lm	
----	---	--------------	-----------	-----	-----------	--------	-----------------	------	------------	-------------	--

High Power LED Down Light




No.	Imagen	Modelo	Tensión de entrada	Potencia	Dimensión	Agujero	Tipo de LED	Factor de potencia	Color Temperatura	Lumen	Precio unitario
11		DEL-TD5W-H1	AC85-265V	5W	ø90*55mm	ø80mm	5*1w	>0.9	2700-7000K	400-450lm	
12		DEL-TD7W-H1	AC85-265V	7W	ø100*55mm	ø85mm	7*1w	>0.9	2700-7000K	550-600lm	
13		DEL-TD9W-H1	AC85-265V	9W	ø130*70mm	ø115mm	9*1w	>0.9	2700-7000K	750-800lm	
14		DEL-TD12W-H1	AC85-265V	12W	ø160*72mm	ø140mm	12*1w	>0.9	2700-7000K	950-1000lm	

15		DEL-TD18W-H1	AC85-265V	18W	ø190*80mm	ø165mm	18*1w	>0.9	2700-7000K	1450-1500lm	
16		DEL-TD21W-H1	AC85-265V	21W	ø200*80mm	ø180mm	21*1w	>0.9	2700-7000K	1700-1750lm	
17		DEL-TD24W-H1	AC85-265V	24W	ø230*90mm	ø200mm	24*1w	>0.9	2700-7000K	1950-2000lm	

Square LED Down Light

No.	Imagen	Modelo	Tensión de entrada	Potencia	Dimensión	Agujero	Tipo de LED	Factor de Potencia	Color Temperatura	Lumen	Precio Unitario
18		DEL-TD30W-F1	AC85-265V	30W	235*148*90mm	225X130mm	Integrated	>0.9	2700-7000K	2700-2800lm	
19		DEL-TD40W-F1	AC85-265V	40W	235*148*90mm	225X130mm	Integrated	>0.9	2700-7000K	3600-3700lm	

Round LED Down Light

No.	Imagen	Modelo	Tensión de entrada	Potencia	Dimensión	Agujero	Tipo de LED	Factor de potencia	Color Temperatura	Lumen	Precio unitario
20		DEL-TD15W-Y1	AC85-265V	15W	D190*160mm	D170mm	COB	>0.9	2700-7000K	1200-1300lm	
21		DEL-TD20W-Y1	AC85-265V	20W	D190*160mm	D170mm	COB	>0.9	2700-7000K	1600-1700lm	
22		DEL-TD30W-Y1	AC85-265V	30W	D190*160mm	D170mm	COB	>0.9	2700-7000K	2400-2500lm	